





NOTES:
 DESIGN AND SPECIFICATIONS SUBJECT TO CHANGE BY MANUFACTURE.
 POST AND FOOTING - AS REQUIRED BY SITE CONDITIONS AND CODES.

POST CAP OPTIONS			
NEW ENGLAND	GOTHIC	INSIDE PYRAMID	OUTSIDE PYRAMID
			

EverGuard® Scalloped Melrose
 8' Nominal Panel - Elevation / Section

DATE: 08.26.13

SCALE: 1/2" = 1'-0"

BY: DDD

DWG #: EG.SM.P8W

COPYRIGHT ©

